

Virtual Meeting Online Guide

Before you begin

Ensure your browser is compatible. Check your current browser by going to the website: **whatismybrowser.com**

Supported browsers are:

- Chrome – Version 44 & 45 and after
- Firefox – 40.0.2 and after
- Safari – OS X v10.9 & OS X v10.10 and after
- Internet Explorer 9 and up

To attend and vote you must have your Shareholder Reference Number (SRN) or Holder Identification Number (HIN) and postcode (or country code if outside Australia).

Appointed Proxy: Your proxy code will be provided by Link via email before the meeting.

Please make sure you have this information before proceeding.

Virtual Meeting Online Guide

Welcome to Link Market Services Limited

LINK Market Services

Please register your details to participate

Full Name

Mobile (e.g. 022 123 1234)

Email

Company Name

I have read and accept the [Terms & Conditions](#)

REGISTER AND WATCH AGM

Help Number: 1800 990 363

Step 1

Open your web browser and go to <https://agmlive.link/WCG20> and select the relevant meeting.

Step 2

Log in to the portal using your full name, mobile number, email address, and company name (if applicable).

Please read and accept the terms and conditions before clicking on the **'Register and Watch Meeting'** button.

- On the left – a live video webcast of the Meeting
- On the right – the presentation slides that will be addressed during the Meeting
- At the bottom – buttons for 'Get a Voting Card', 'Ask a Question' and a list of company documents to download

Note: if you close your browser, your session will expire and you will need to re-register. If you want to re-register using the same email address, you must request a link to be emailed to you. Please call the helpline on 1800 990 363 (if within Australia) or +61 1800 990 363 (if outside Australia) to request a link.

1. Get a Voting Card

To register to vote – click on the 'Get a Voting Card' button.

This will bring up a box which looks like this.

Voting Card

Please provide your Shareholder or Proxy details

SHAREHOLDER DETAILS

Shareholder Number Post Code

SUBMIT DETAILS AND VOTE

OR

PROXY DETAILS

Proxy Number

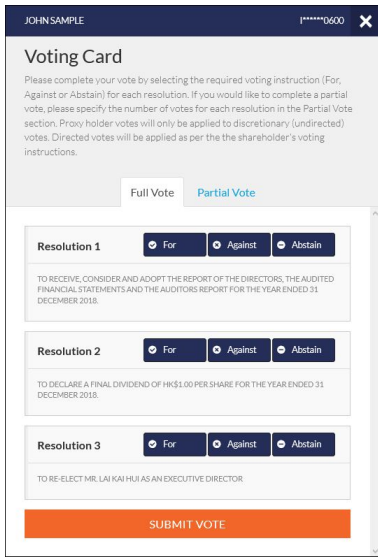
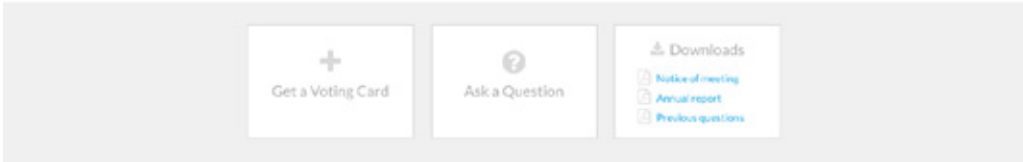
SUBMIT DETAILS AND VOTE

If you are an individual or joint shareholder you will need to register and provide validation by entering your Shareholder Reference Number (SRN) or Holder Identification Number (HIN) (which is shown on the front of your holding statement or proxy form) and postcode (or country code if outside Australia).

If you are an appointed Proxy, please enter the proxy code issued by Link in the PROXY DETAILS section. Then click the **'SUBMIT DETAILS AND VOTE'** button.

Once you have registered, your voting card will appear with the Scheme Resolution to be voted on by shareholders at the Meeting (as set out in the Notice of Meeting).

Shareholders and proxies can either submit a Full Vote or Partial Vote.



Full Votes

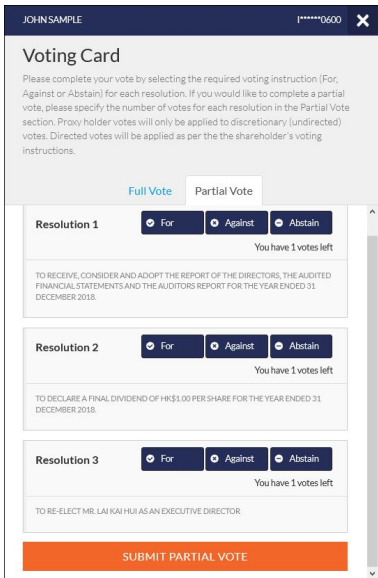
To submit a full vote on the Scheme Resolution ensure you are in the **'Full Vote'** tab. Place your vote by clicking on the **'For'**, **'Against'**, or **'Abstain'** voting buttons.

Partial Votes

To submit a partial vote on the Scheme Resolution ensure you are in the **'Partial Vote'** tab. You can enter the number of votes that you wish to vote on the Scheme Resolution. The total number of votes that you are entitled to vote on will be listed under the Scheme Resolution. When you enter the number of votes it will automatically tally how many votes you have left.

If you are submitting a partial vote and do not use all of your entitled votes, the un-voted portion will be submitted as 'No Instruction' and therefore will not be counted.

Once you have finished voting on the Scheme Resolution click on the **'Submit Vote'** or **'Submit Partial Vote'** button.



Note: You can close your voting card without submitting your vote at any time while voting remains open. Any votes you have already made will be saved for the next time you open up the voting card. The voting card will appear on the bottom left corner of the webpage. The message **'Not yet submitted'** will appear at the bottom of the page. You can edit your voting card at any point while voting is open by clicking on **'Edit Card'**. This will reopen the voting card with any previous votes made.

Once voting has been closed all voting cards will automatically be submitted and cannot be changed.

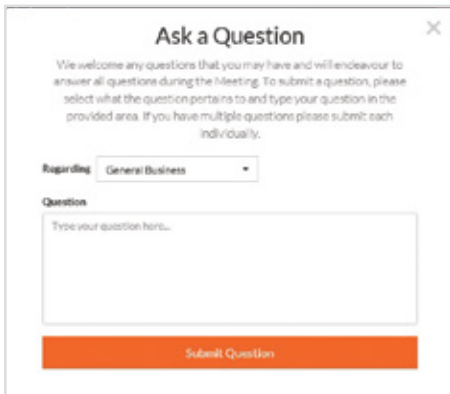
At the conclusion of the Meeting a red bar with a countdown timer will appear at the top of the Webcast and Slide windows advising the remaining voting time. Please make any changes and submit your voting card before the voting time expires.

2. How to ask a question

Note: Only shareholders are eligible to ask questions.

You will only be able to ask a question after you have registered to vote. To ask a question, click on the 'Ask a Question' button.

The '**Ask a Question**' box will then pop up with two sections for completion.



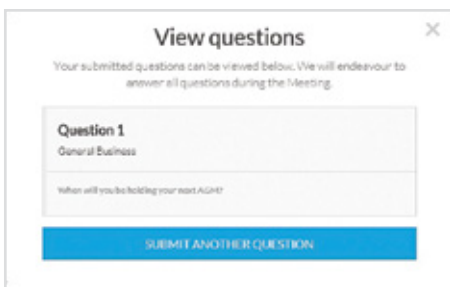
In the '**Regarding**' section click on the drop down arrow and select the category/resolution for your question.

Click in the '**Question**' section and type your question and click on 'Submit'.

A '**View Questions**' box will appear where you can view your questions at any point. Only you can see the questions you have asked.

If your question has been answered and you would like to exercise your right of reply, you can submit another question.

Note that not all questions are guaranteed to be answered during the Meeting, but we will do our best to address your concerns.



3. Downloads

View relevant documentation in the Downloads section.

Close of Voting

Voting will end 5 minutes after the close of the Meeting.

At the conclusion of the Meeting a red bar with a countdown timer will appear at the top of the Webcast and Slide screens advising the remaining voting time. If you have not submitted your vote, you should do so now.

At the close of the voting any votes you have placed will automatically be submitted.

Contact us

Australia

T 1300 554 474

E info@linkmarketservices.com.au

Overseas

T +61 1300 554 474

E info@linkmarketservices.com.au